Subplates for solenoid valves

GRUNDPLATTEN FÜR MAGNETVENTILE

HYDROMOT

Hydraulic solutions.

INHALTSVERZEICHNIS
CONTENT TABLE

Inhaltsverzeichnis/Content table....2
Bestellnummer/Ordering code....3
Anwendungen/Applications....4
Grundplatte HMGP-6-S/Subplate HMGP-6-S....5
Grundplatte HMGP-6-U/Subplate HMGP-6-U....6
Grundplatte HMGP-10-U(S)/Subplate HMGP-10-U(S)....7
Verschlussplatte VP06/Locking plate VP06....8
Verschlussplatte HMVP10/Locking plate HMVP10....9
Mehrfache Grundplatte HMGP-6-X/Multiple subplate HMGP-6-X....10
Mehrfache Grundplatte HMGP-10-X/Multiple subplate HMGP-10-X....11
Mehrfache Grundplatte HMGP6A38T-DBV/Multiple subplate HMGP6A38T-DBV....12-13
Mehrfache Grundplatte HMGP-6-X-DBV/Multiple subplate HMGP-6-X-DBV....14
Mehrfache Grundplatte HMGP-10-X-DBV/Multiple subplate HMGP-10-X-DBV....15
Besondere Typen/Special types....16-17

BESTELLNUMMER
ORDERING CODE

HMGP	1	2	3	4	5	6
Pos1	Größe/ Size					
6	CETOP3					
10	CETOP5					
X	Größere Größen auf Anfrage/ Bigger sizes on request					
Pos2	Anzahlfach/stages number					
1	Nicht genannte Nummer/Number not mentionned					
2	2					
3	3					
4	4					
5	5					
6	6					
X	Weitere Etagen auf Anfrage/ other stages on request					
Pos3	Matériaux/Material					
A	Aluminium/Aluminium					
S	Acier/Stahl					
Pos4	Anschlüsse/Ports dimensions					
38	3/8”					
12	1/2”					
Pos5	Anschlüsse Position/ Ports position					
S	Seitliche Anschlüsse/ Lateral ports					
U	Anschlüsse unten/ Bottom ports					
Pos6	Optionen/ Options					
DBV	Druckbegrenzungsventil/ Pressure relief valve					

Anwendungen
APPLICATIONS

INDUSTRIE/INDUSTRY

FORSTWIRTSCHAFT/FORESTRY

KONSTRUKTION/CONSTRUCTION

GRUNDPLATTE: HMGP-6-S(A)-38-S
SUBPLATE: HMGP-6-S(A)-38-S

Technischen Daten / Technical data

Betriebsdruck Working pressure	Stahl/steel: 3300 bar max Alu/Alu: 250 bar max
Max. Durchfluss Max flow	40 L/min
Seitliche Anschlüsse Side Ports	A,B,P,T: 1/2”

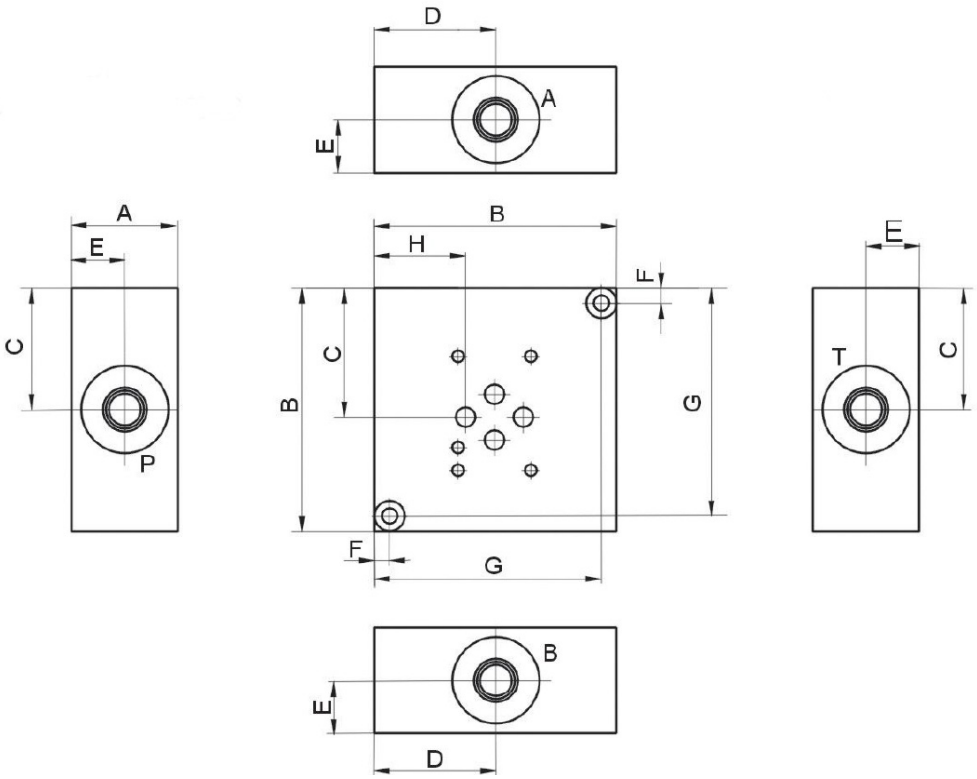

HMGP6	A	B	B	D	E	F	G	H
	38.1	88.9	46	45.2	19.1	6.4	82.6	34.9

GRUNDPLATTE: HMGP-6-A(S)-38-U
SUBPLATE: HMGP-6-A(S)-38-U

Technischen Daten / Technical data

Betriebsdruck Working pressure	Stahl/Steel: 300 bar max Alu/Alu: 250 bar max
Max. Durchfluss Max flow	40 L/min
Anschlüsse unten bottom ports	A,B,P,T: 3/8”

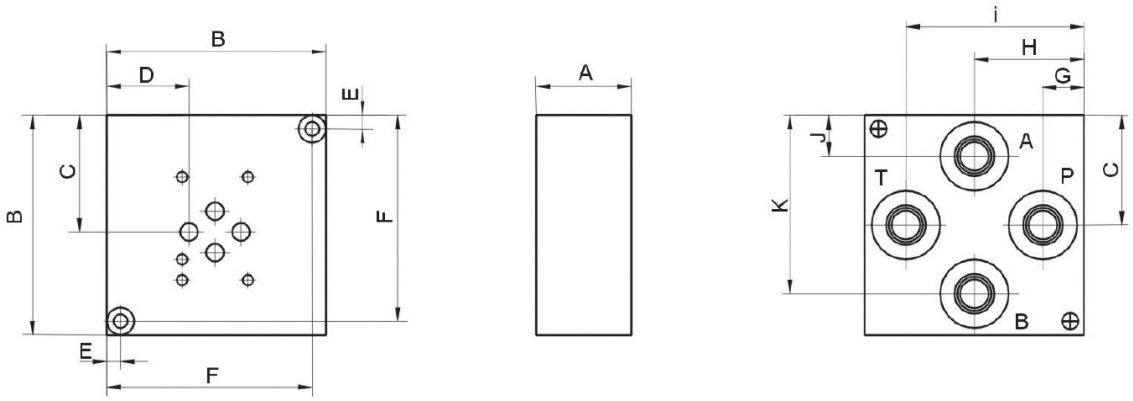

	A	B	B	D	E	F	G	H	I	J	K
HMGP6	25.4	63.5	31.8	21.4	6.4	57.2	13	31.8	50.4	13.2	50

GRUNDPLATTE: HMGP-10-A(S)-12-U/S
SUBPLATE: HMGP-10-A(S)-12-U/S

Technischen Daten / Technical data

Betriebsdruck Working pressure	Stahl/Steel: 345 bar max Alu/Alu: 250 bar max
Anschlüsse Connexion ports	A,B,P,T: 1/2”
Max. Durchfluss Max flow	100 L/min

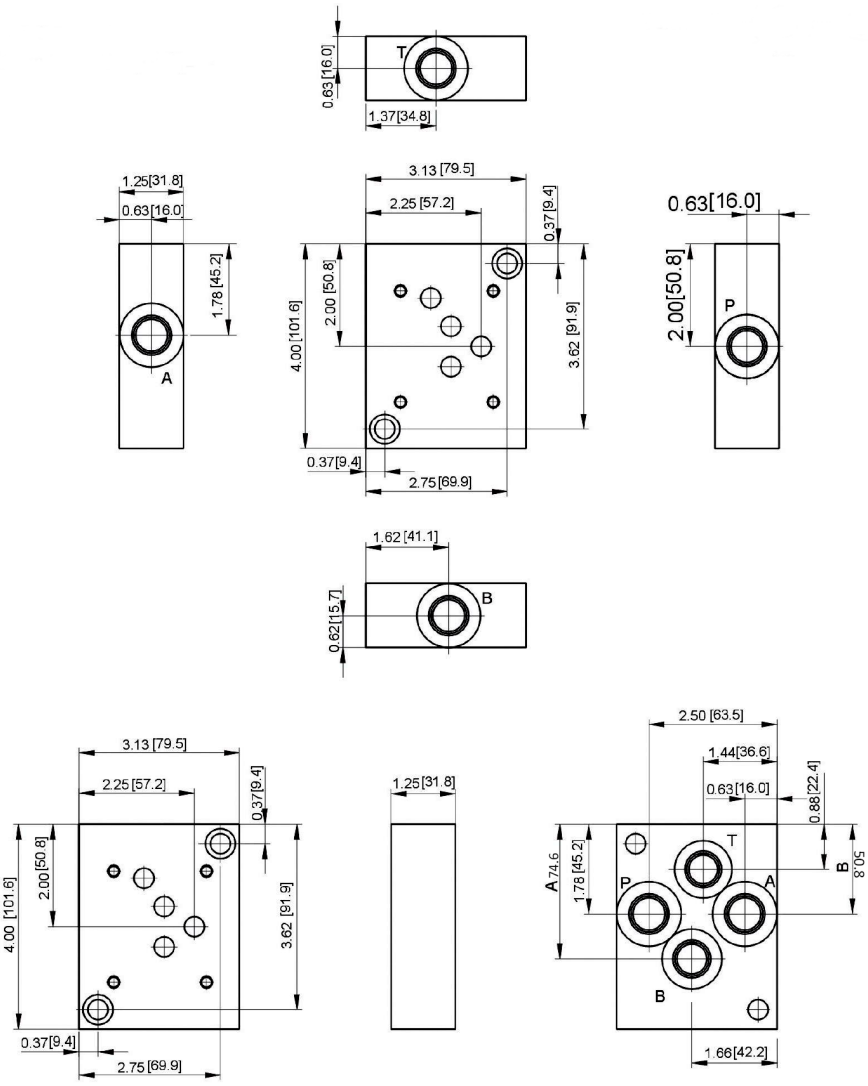

Plaque de verrouillage HMVP06
Locking plate HMVP06

Technischen Daten / Technical data

Betriebsdruck Working pressure	Stahl/Steel: 320 bar max
Max. Durchfluss Max flow	40 L/min
Anschlüsse Ports	4 Schrauben M5x20 DIN912 4 screws M5x20 DIN912

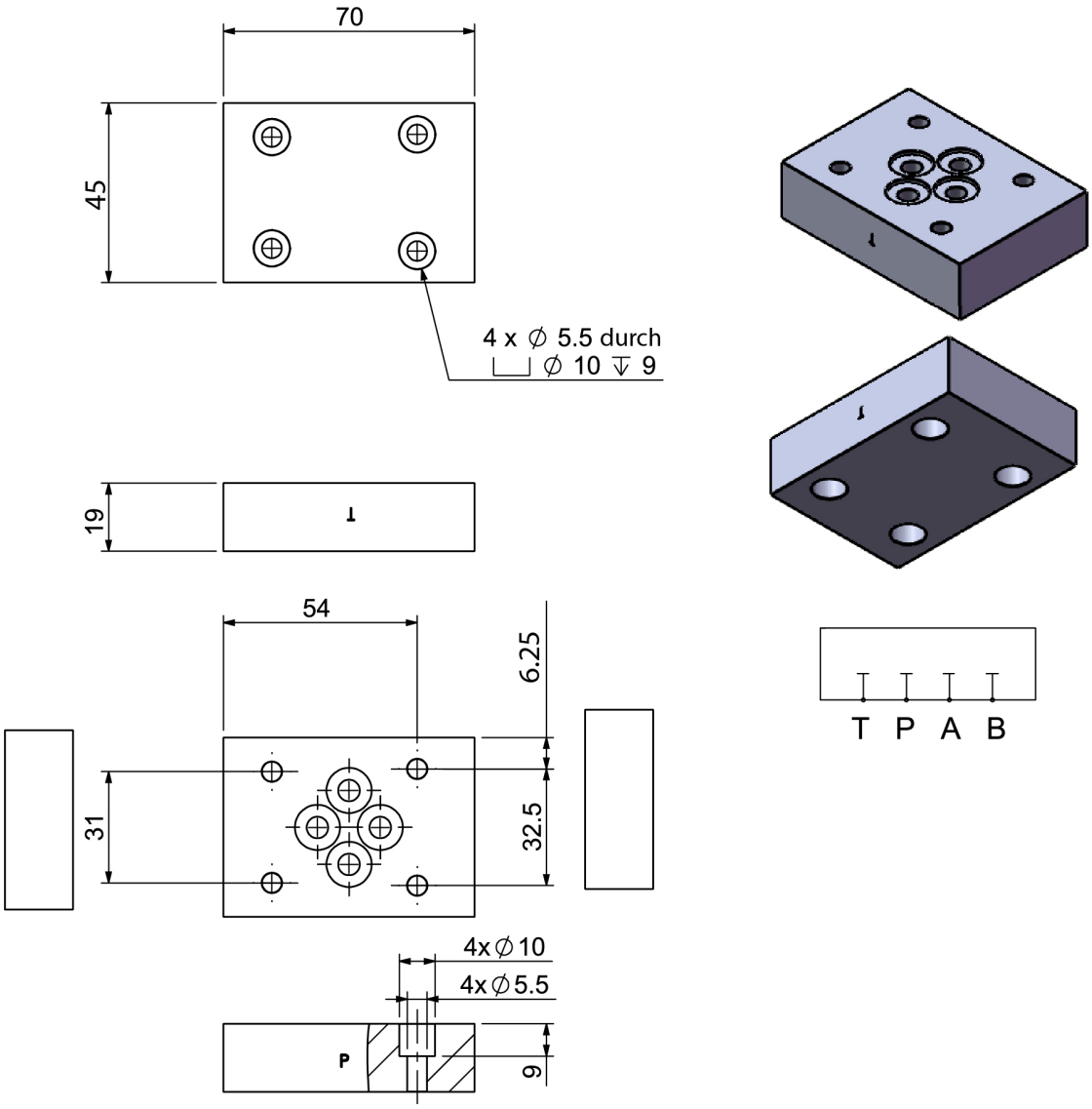

Plaque de verrouillage HMVP10
Locking plate HMVP10

Technischen Daten / Technical data

Betriebsdruck Working pressure	Stahl/Steel: 320 bar max
Max. Durchfluss Max flow	40 L/min
Anschlüsse Ports	4 Schrauben M5x20 DIN912 4 screws M5x20 DIN912

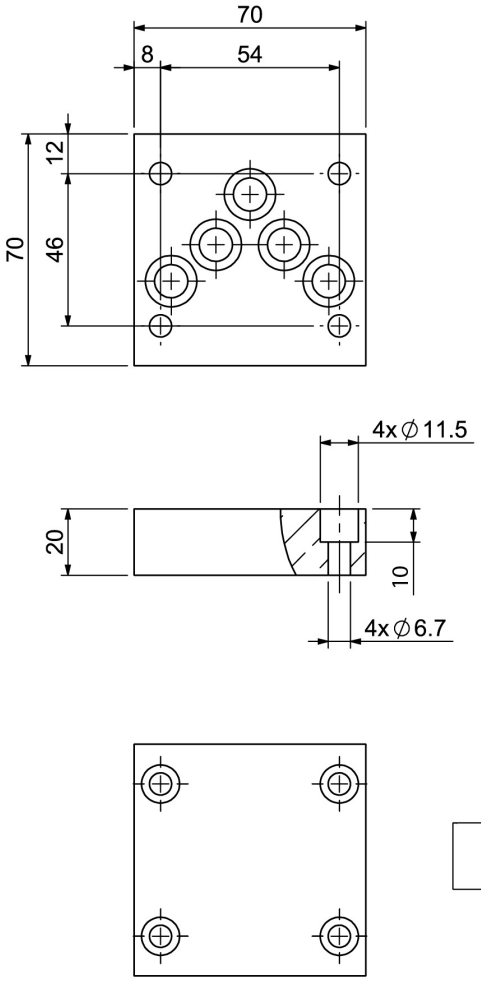

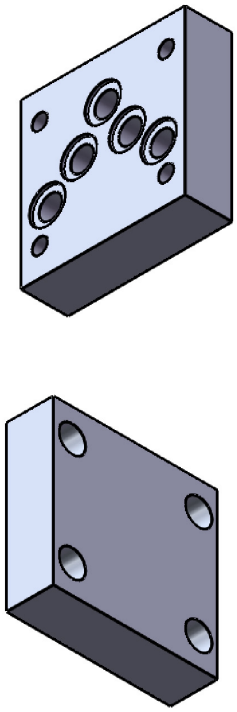

GRUNDPLATTE: HMGP-6-X-S(A)-38-S/U
SUBPLATE: HMGP-6-X-S(A)-38-S/U

Technischen Daten / Technical data

Betriebsdruck Working pressure	Stahl/Steel: 300 bar max Alu/Alu: 250 bar max
Max. Durchfluss Max flow	40 L/min
Anschlüsse Ports	A,B: 3/8” P,T: 1/2”

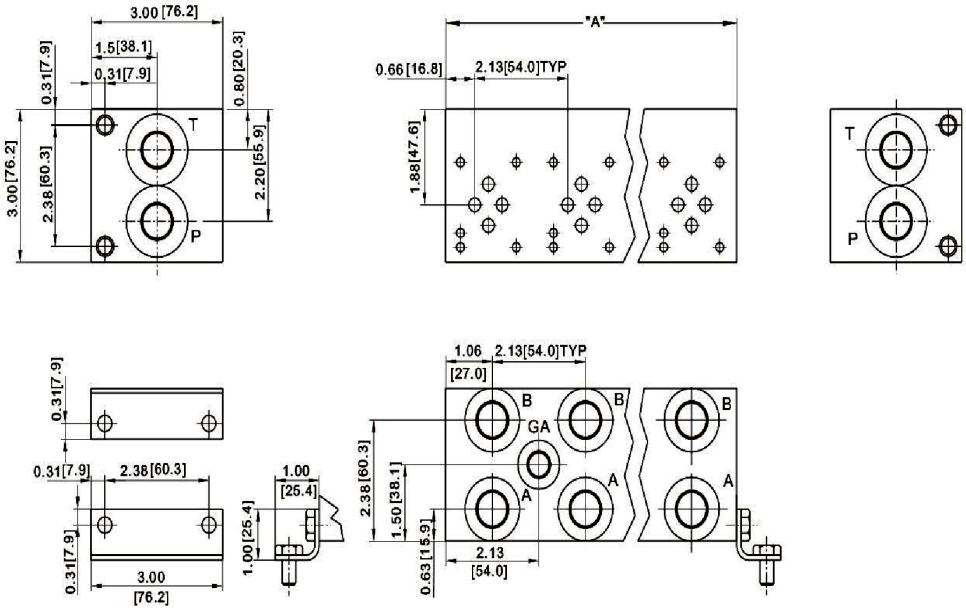

N-etagen N- stages	1	2	3	4	5	6
A	54	108	162.1	215.9	270	313.9
Alu (Kg)	1	2	3	4	4	5
Stahl/Steel (Kg)	2	4	6	8	10	12

GRUNDPLATTE: HMGP-10-X-S(A)-38-S/U
SUBPLATE: HMGP-10-X-S(A)-38-S/U

Technischen Daten / Technical data

Betriebsdruck Working pressure	Stahl/Steel: 345 bar max Alu/Alu: 250 bar max
Max. Durchfluss Max flow	100 L/min
Anschlüsse Ports	A,B: 1/2” P,T: 3/4”

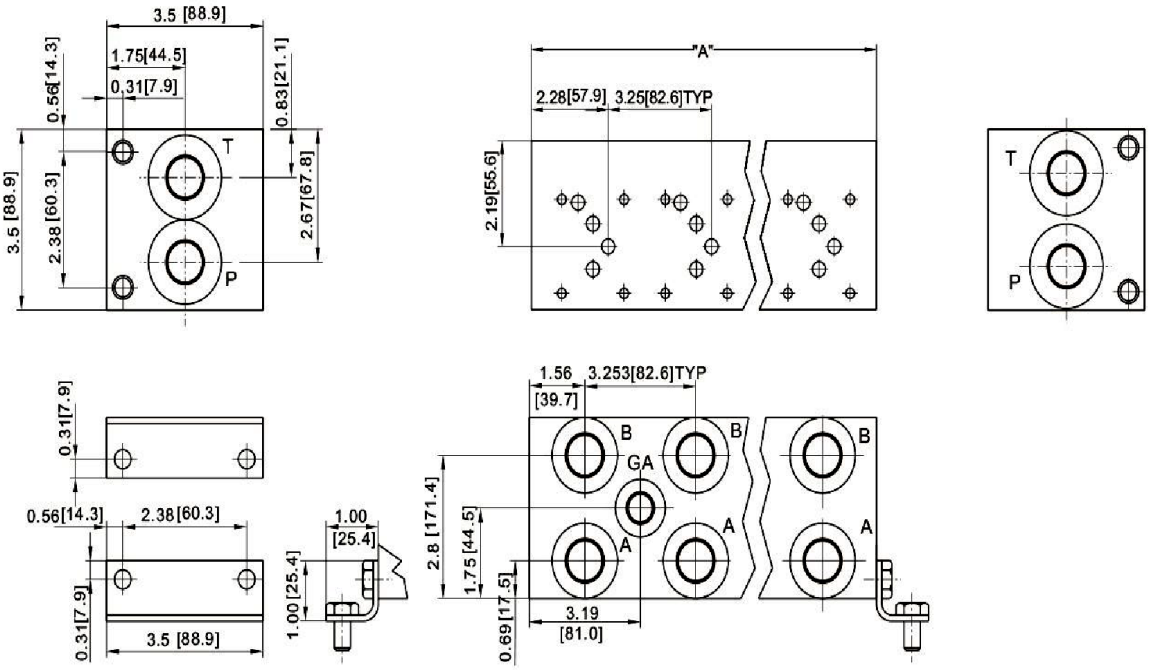

N-etagen N- stages	1	2	3	4	5	6
A	82.6	165.1	247.7	330.2	412.8	495.3
Alu (Kg)	2	4	5	7	8	10
Stahl/Steel (Kg)	4	8	12	15	20	23

GRUNDPLATTE: HMGP6A38T-DBV
SUBPLATE: HMGP6A38T-DBV

Aufbau:

1-fach Grundplatte aus Aluminium + DBV + 02 zusätzliche Anschlüsse (T1,T2) für Rücklauffilter.

Construction:

01 stage subplate, aluminium + Pressure relief valve + 02 supplementary connections (T1,T2) for return filters.

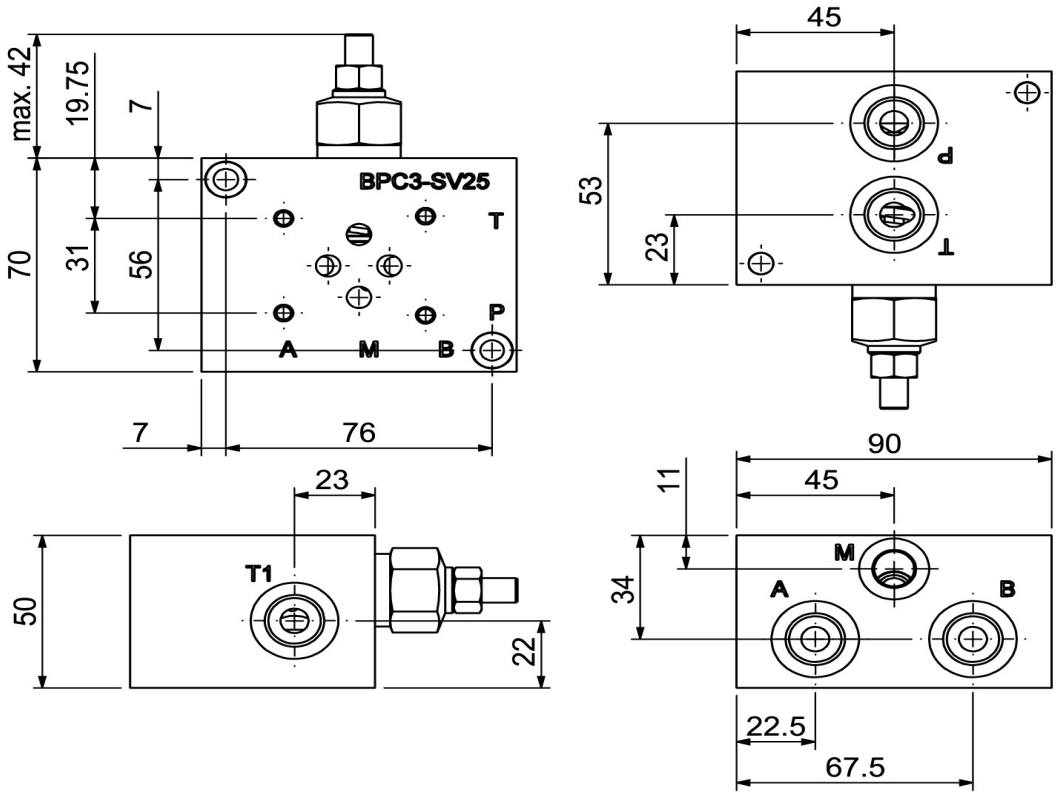

Technischen Daten / Technical data

Betriebsdruck Working pressure	250 bar max
Rücklauffilter-Durchfluss Return filter flow	T1: 25l/min T1+T2: 40l/min
Anschlüsse Ports	M: 1/4” P,T,A,B,T1: 3/8” T2: 1/2”

Symbole/ Symbol

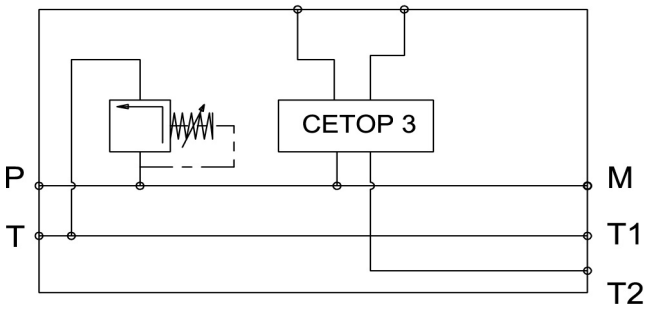

GRUNDPLATTE: HMGP-6-X-S(A)-38-S/U-DBV
SUBPLATE: HMGP-6-X-38-S(A)-38-S/U-DBV

Technischen Daten / Technical data

Betriebsdruck Working pressure	Alu/Alu: 250 bar max Stahl/steel: 300bar max
Max. Durchfluss Max flow	40 L/min
Anschlüsse Ports	A,B: 3/8” P,T: 1/2”
mit DBV With pressure relief valve	DBV

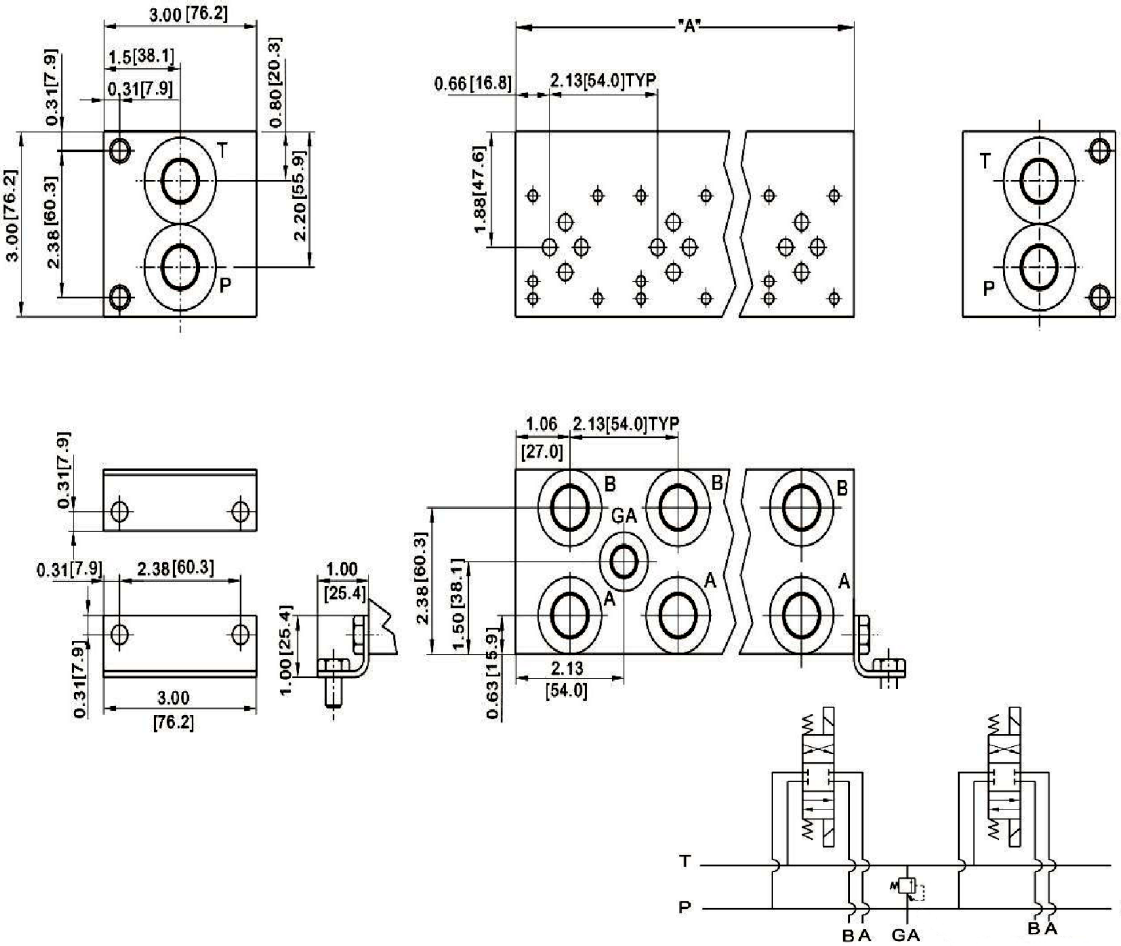

N-etagen N- stages	1	2	3	4	5	6
A	54	108	162.1	215.9	270	313.9
Alu (Kg)	1	2	3	4	4	5
Stahl/Steel (Kg)	2	4	6	8	10	12

GRUNDPLATTE: HMGP-10-X-S(A)12-S/U-DBV
SUBPLATE: HMGP-10-X-S(A)-12-S/U-DBV

Technischen Daten / Technical data

Betriebsdruck Working pressure	Alu/Alu: 250 bar max Stahl/steel: 345bar max
Max. Durchfluss Max flow	100 L/min
Anschlüsse Ports	A,B: 1/2” P,T: 3/4”
mit DBV With pressure relief valve	DBV

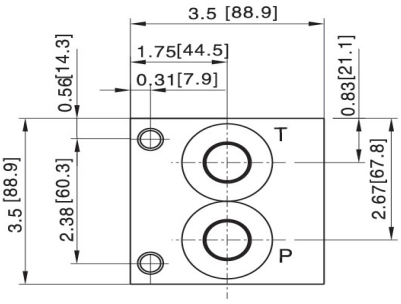

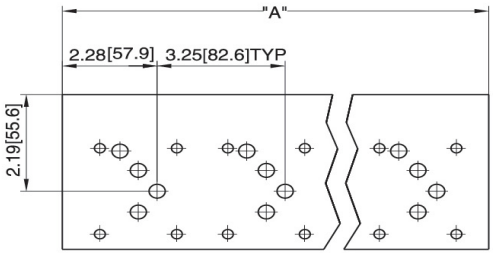

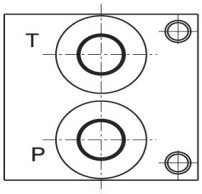

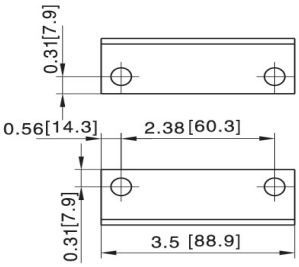

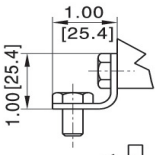

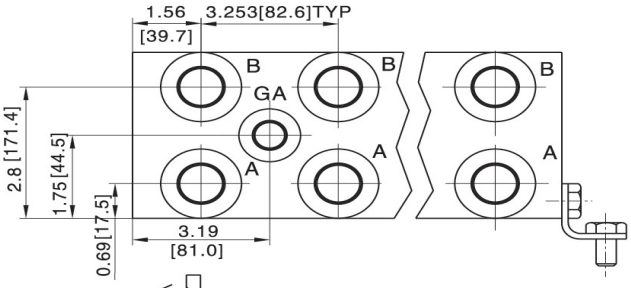

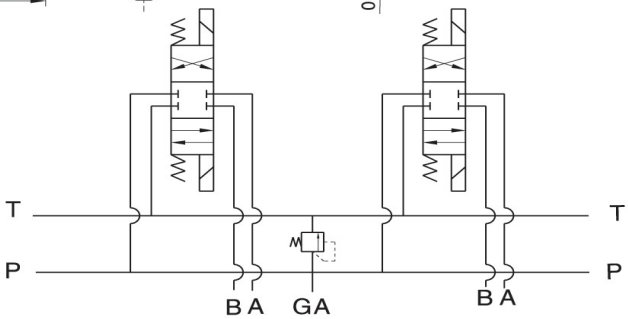

N-etagen N- stages	1	2	3	4	5	6
A	82.6	165.1	247.7	330.2	412.8	495.3
Alu (Kg)	2	4	5	7	8	10
Stahl/Steel (Kg)	4	8	12	15	20	23

BESONDERE TYPEN
SPECIAL TYPES

HMGP-NG16-G174/01-G1”:
1-fach Anschlussplatte Stahl (345bar), NG16, Anschluss hinten, Anschlüsse: 1”.

HMGP-NG16-G174/01-G1”:
One stage steel subplate (345bar), NG16, rear connection, Ports dimensions: 1”.

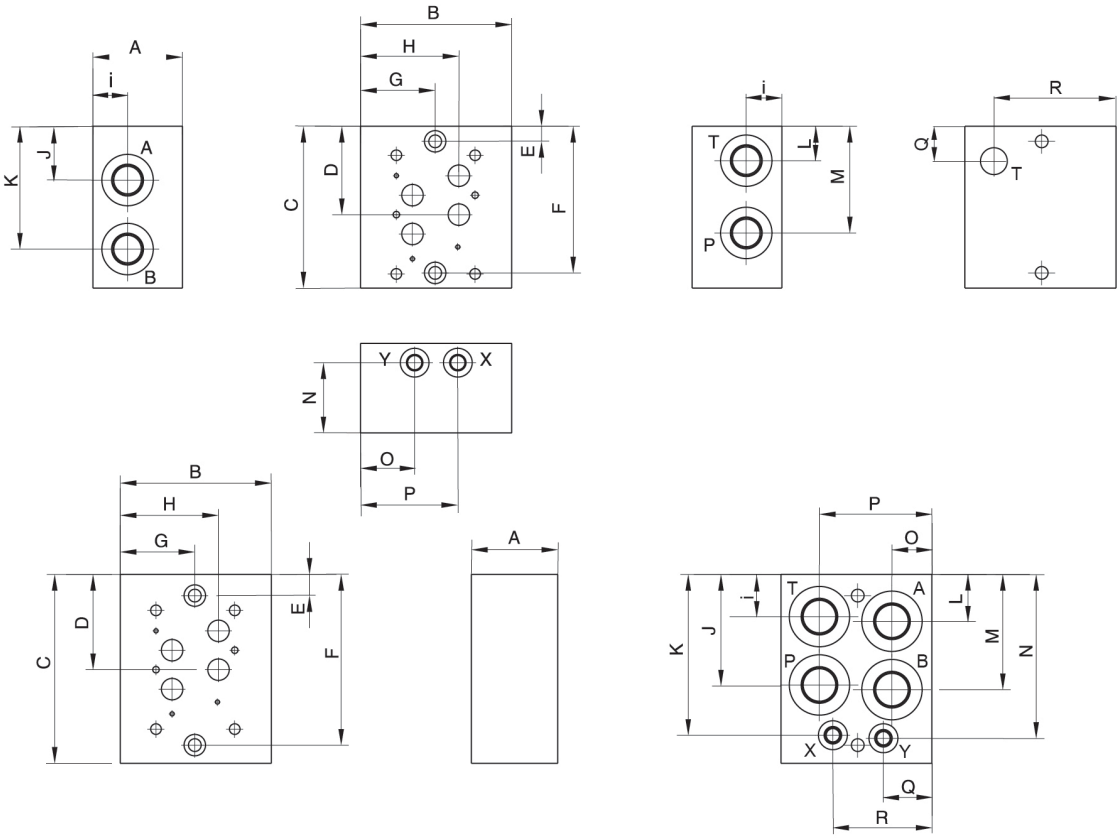

HMGP-NG16	A	B	B	D	E	F	G	H	I
	69.9	101.6	152.4	75.4	12.7	139.7	63.5	84.2	31.8
HMGP-NG16	J	K	L	M	N	O	P	Q	R
	88.9	134.9	34.9	92.1	134.9	34.9	92.1	41.3	87.3

Anschlussplatte mit Druckbegrenzungsventil und 2/2-Wege-Ventil:

-3,4,5 ou 6 fach
-Aluminium oder Stahl
-12V ou 24V

Subplate with pressure relief valve and 2/2 way valve:

-3,4,5 or 6 stages
-Aluminium or steel
-12V or 24V

HMGPDR2-06-3-2-AL-DBV-22-12
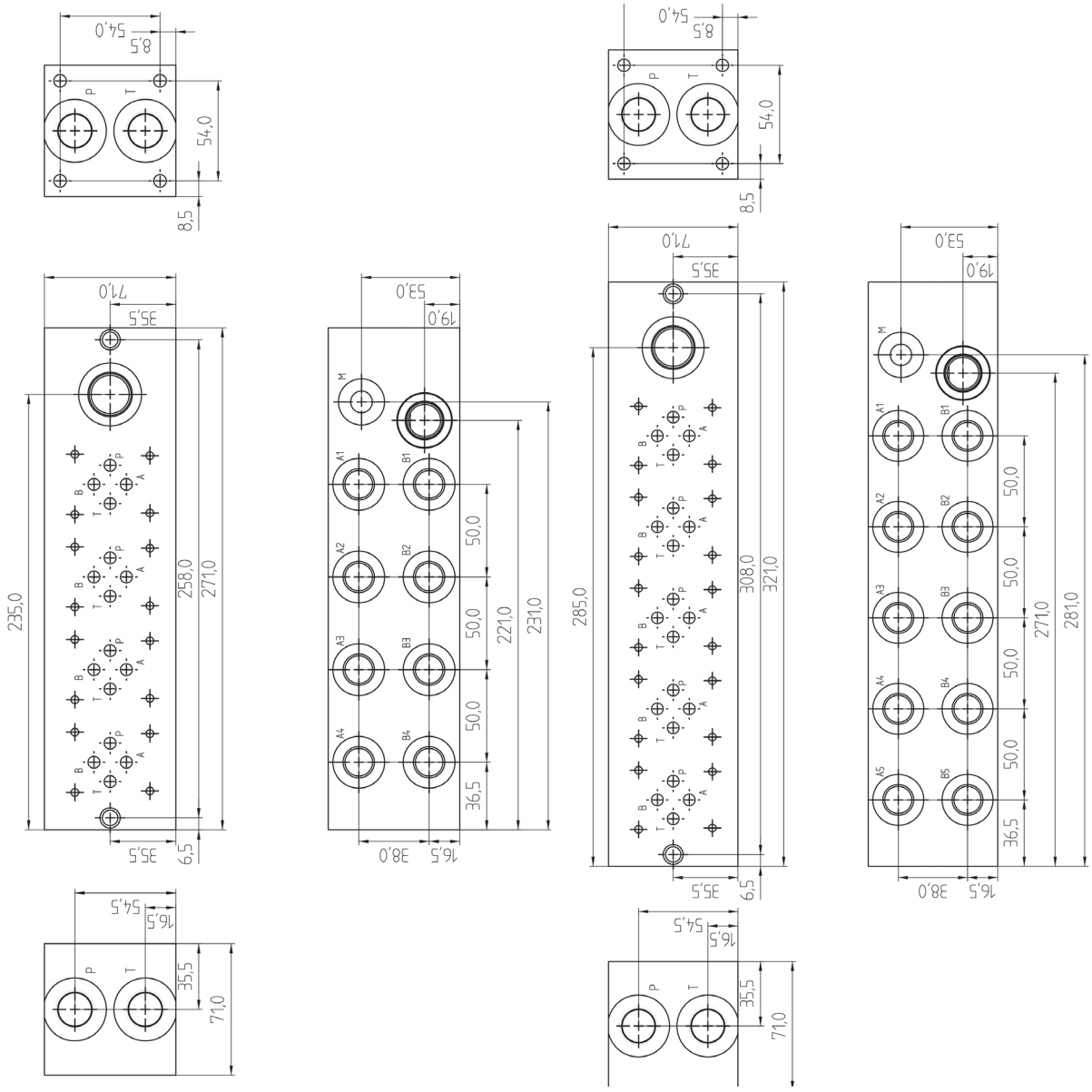
	4	ST	24
NG6	5		
	6